

■ Ku-band PLL LNB - Internal Reference (L.O. Stability: ±10 ppm) -

MODEL No. NJR2835H/36H/37H/39H series

< Features >

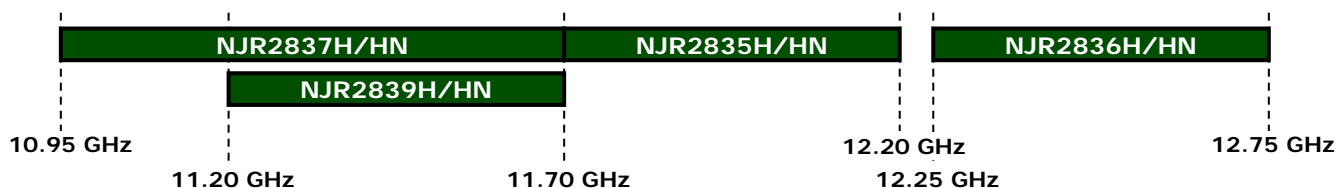
- * **Low Noise Figure**
 - Noise Figure: 0.8 dB
- * **Low DC Current Drain**
 - DC Current Drain: 200 mA
- * **Small Size & Light Weight**
 - Weight: 260 g
- * **RoHS Compliance**



< Line-Up >

| Model No. | RF Frequency | Local Frequency | IF Frequency | Local Stability [-40 to +60 °C] | IF Connector | Power Supply |
|-----------|--------------------|-----------------|------------------|---------------------------------|--------------|-----------------------------|
| NJR2837H | 10.95 to 11.70GHz | 10.00 GHz | 950 to 1,700 MHz | +/- 10 ppm | F-type | +24 VDC (+12 to +24 VDC) |
| NJR2837HN | | | | | N-type | |
| NJR2839H | 11.20 to 11.70 GHz | 10.25 GHz | 950 to 1,450 MHz | | F-type | |
| NJR2839HN | | | | | N-type | |
| NJR2835H | 11.70 to 12.20 GHz | 10.75 GHz | | | F-type | |
| NJR2835HN | | | | | N-type | |
| NJR2836H | 12.25 to 12.75 GHz | 11.30 GHz | F-type | | | |
| NJR2836HN | | | N-type | | | |

Frequency Matrix



*Note: The contents of this sheet are subject to change without notice.

Rev.05(May 2017) Ku PLL LNB (Int. Ref. 10ppm)_NJR2835H/36H/37H/39H

Ku-band PLL LNB - Internal Reference (L.O. Stability: ± 10 ppm) -

MODEL No. NJR2835H/36H/37H/39H series

< Specifications >

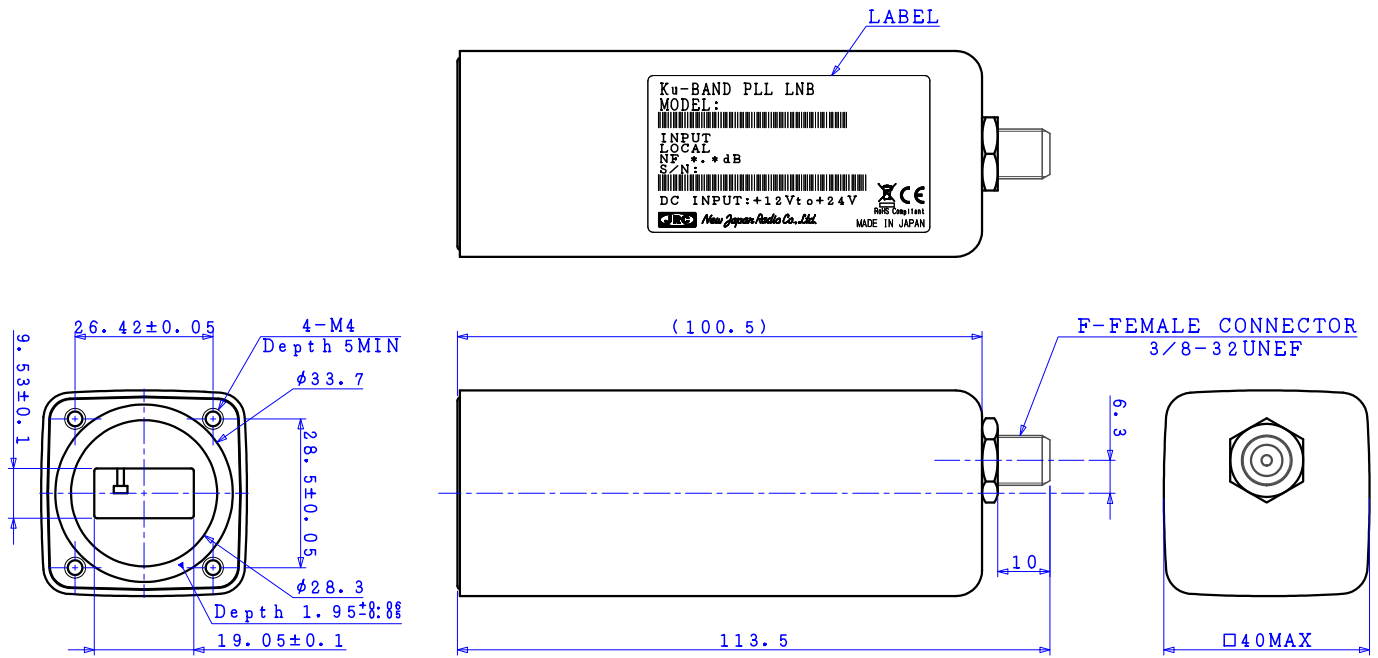
| Item | Specifications |
|---|---|
| Input Interface | Waveguide, WR75 (with Groove) |
| Output Interface | N-type, female (50 ohm) [Model No.: NJR2835HN/36HN/37HN/39HN] F-type, female (75 ohm) [Model No.: NJR2835H/36H/37H/39H] |
| Noise Figure at +25 °C | 0.8 dB typ., 1.0 dB max. |
| Linear Gain (Ta.: +25 °C) | 60 dB typ., 55 dB min. |
| Local Stability | +/-10 ppm (Ta.: -40 to +60 °C) |
| L.O. Phase Noise | -70 dBc/Hz typ. @ 100 Hz -80 dBc/Hz typ. @ 1 kHz |
| L.O. Leakage Level | -25 dBm max. at the IF Output Connector -60 dBm max. at the RF Input Flange |
| Spurious | a) -140 dBm max. at input, Fixed frequency spur, unrelated to test CW signal (Measured at specified IF band). b) -55 dBc max. with test CW signal -10 dBm IF output (Measured at specified IF band). |
| Input V.S.W.R. | 2.5 : 1 typ. |
| Output V.S.W.R. | 2.3 : 1 max. |
| Power Requirement | +24 VDC (+12 to +24 VDC) |
| Current Drain | 200 mA max. |
| Temperature Range (ambient) | -40 to +60 °C (operating), -40 to +80 °C (storage) |
| Waterproof/Dustproof (IP Code) | IP 67 |
| Dimension & Housing (without Interface Connectors) | 100.5 mm (L) x 40 mm (W) x 40 mm (H) [3.96" (L) x 1.57" (W) x 1.57" (H)] |
| Weight | 260 g [0.57 lbs] |

■ Ku-band PLL LNB - Internal Reference (L.O. Stability: ±10 ppm) -

MODEL No. **NJR2835H/36H/37H/39H** series

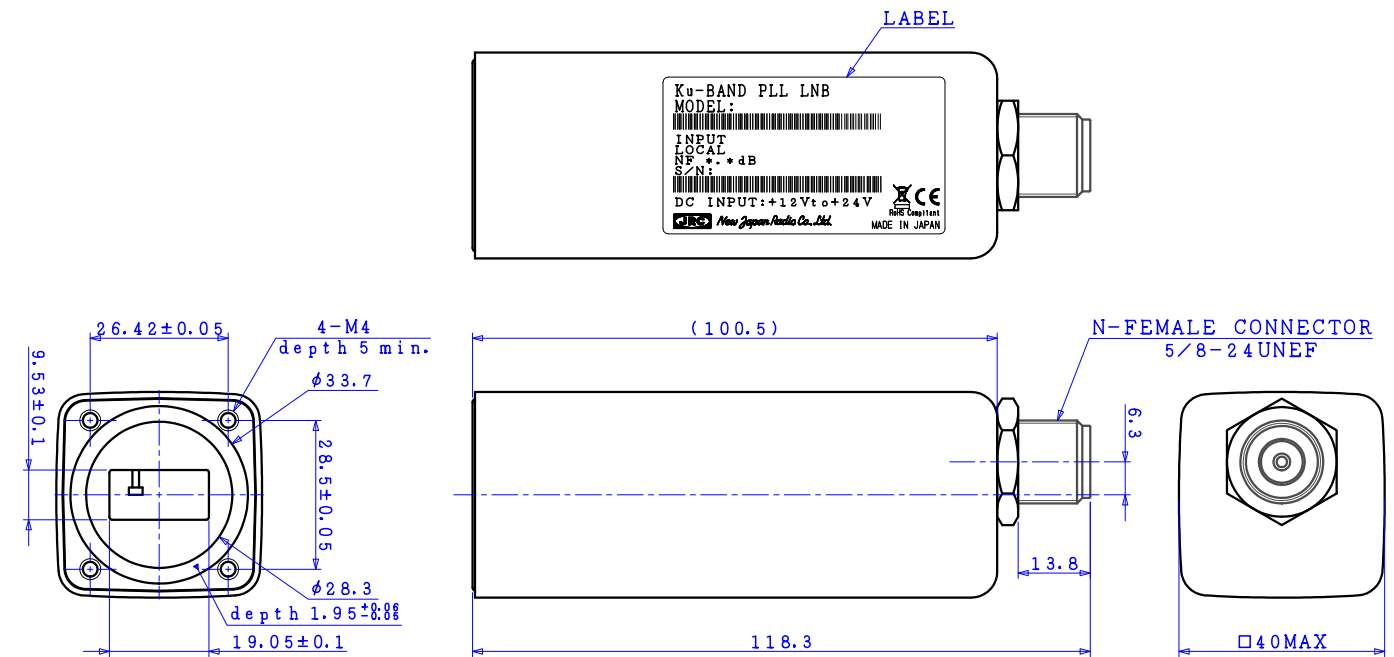
< **Outline Drawing** >

F-type, female Connector Model



UNIT: mm
Tolerance ±0.5

N-type, female Connector Model



UNIT: mm
Tolerance ±0.5

*Note: The contents of this sheet are subject to change without notice.

Rev.05(May 2017) Ku PLL LNB (Int. Ref. 10ppm)_NJR2835H/36H/37H/39H